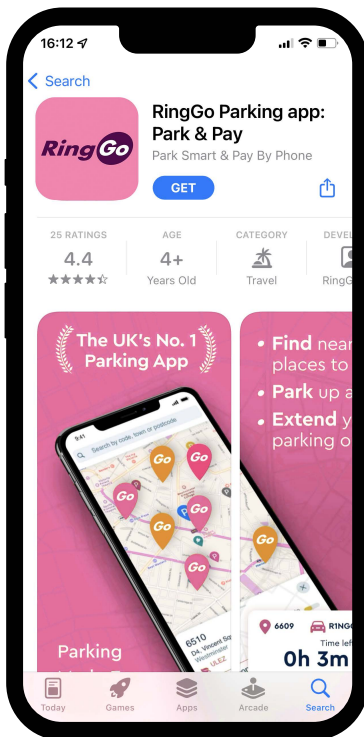
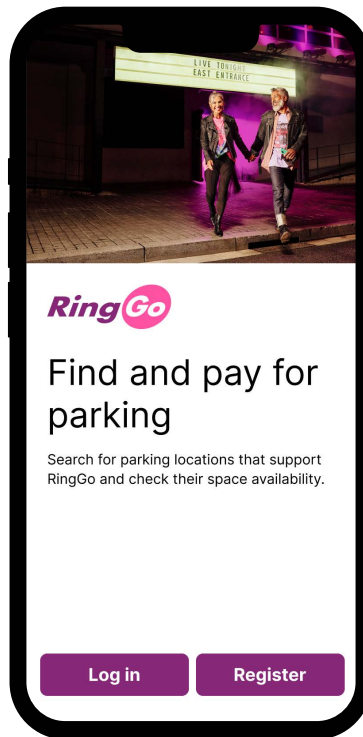


# Used RingGo before?

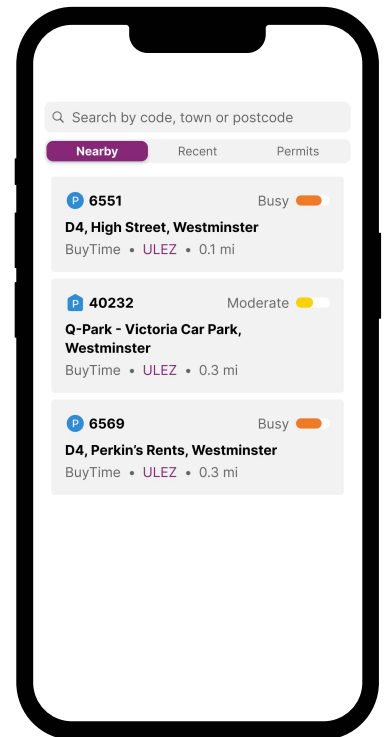
Let's help you get started with business parking



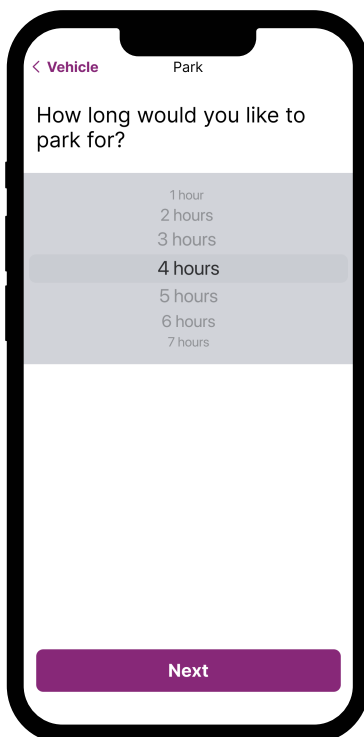

**1 Download RingGo**, the UK's no.1 parking app. You can find us in the App Store or Google Play Store.



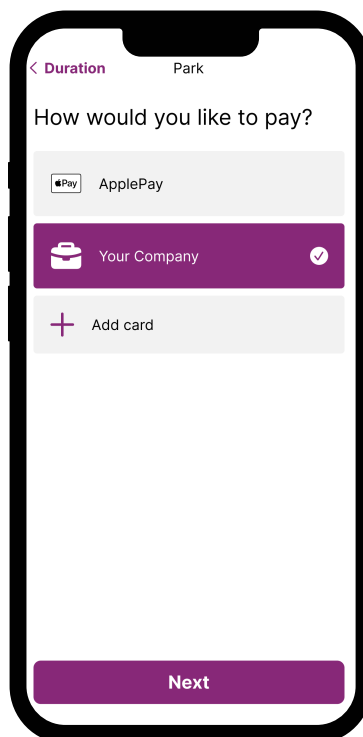
**2 Register** with your email address, phone number and a password. Don't forget to match your phone number to the one your company has registered on the Corporate account.



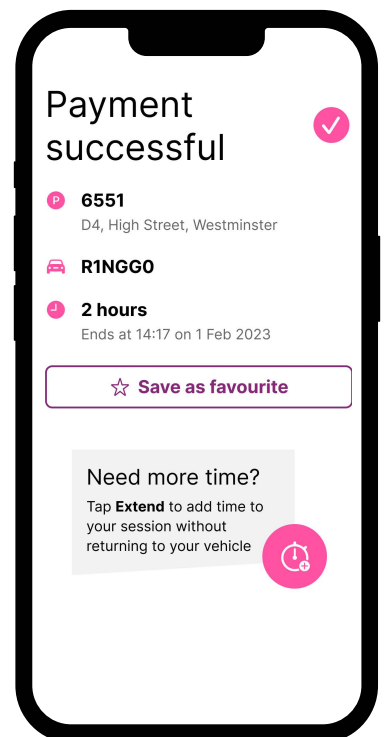
**3 Select your location** by entering the 3-6 digit number shown on nearby signs.



**4 Enter your number plate** and choose how long you'd like to park for. Remember, you can extend this later.



**5 Tap to pay.** Make sure you have selected the **"Corporate"** option instead of your card and hit confirm.



**6 And that's it!** You're all parked and we've saved your details, so you can park even faster next time.

**RingGo.co.uk**

Copyright 2023 RingGo Ltd.  
RingGo Ltd is registered under number 3151938.  
Registered office: Ground Floor East Maplewood,  
Chineham Business Park, Basingstoke, Hampshire,  
United Kingdom, RG24 8YB.



© Ringgo 2023. All rights reserved.

