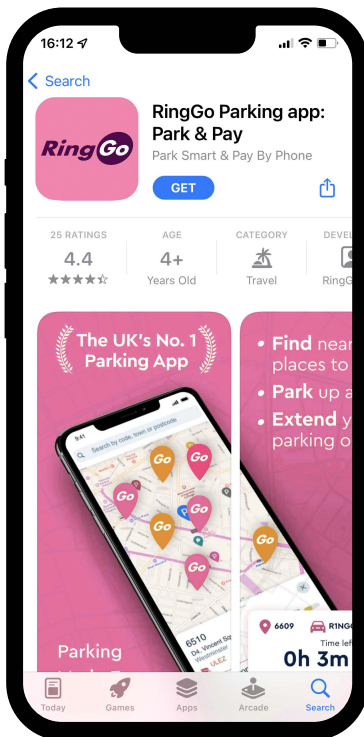
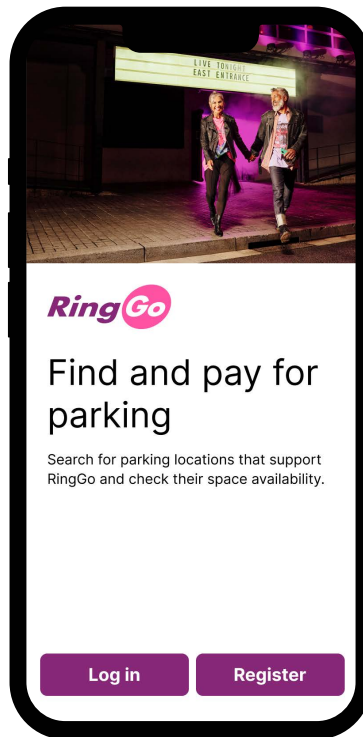


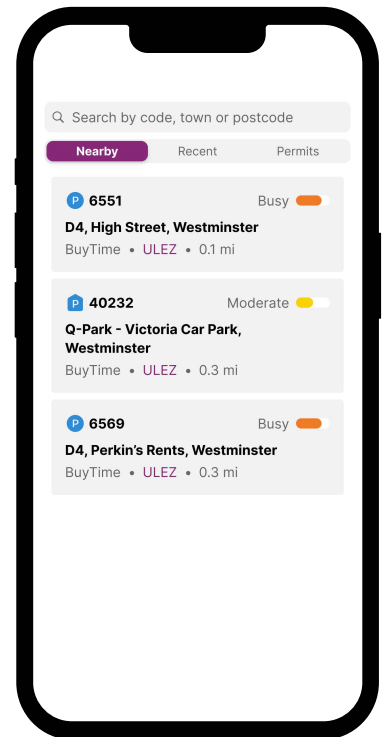
Register your device to get going with RingGo Corporate



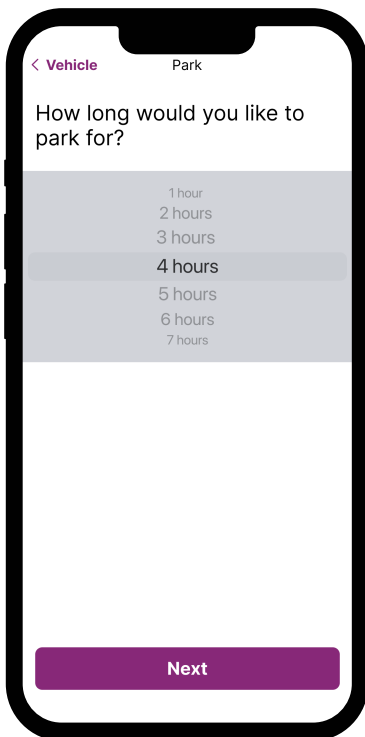

1 Download RingGo, the UK's no.1 parking app. You can find us in the App Store or Google Play Store.



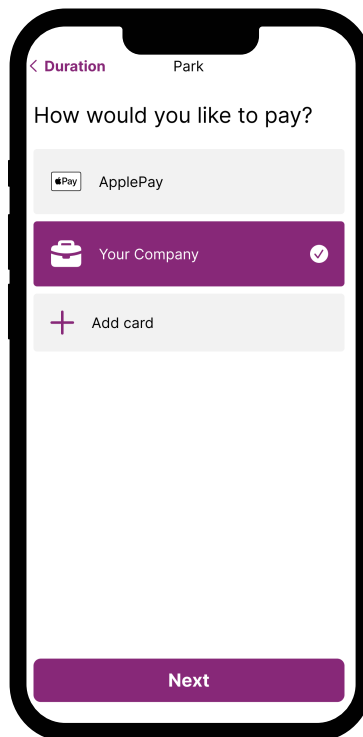
2 Register with your email address, phone number and a password. Don't forget to match your phone number to the one your company has registered on the Corporate account.



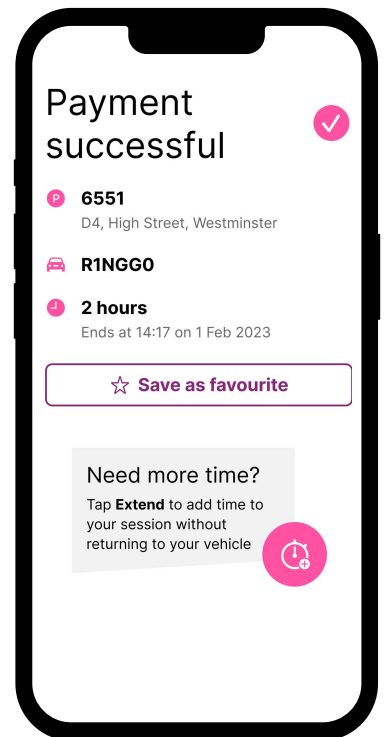
3 Select your location by entering the 3-6 digit number shown on nearby signs.



- 4 **Enter your number plate** and choose how long you'd like to park for. Remember, you can extend this later.



- 5 **Tap to pay.** Make sure you have selected the **"Corporate"** option instead of your card and hit confirm.



- 6 And that's it! You're all parked and we've saved your details, so you can park even faster next time.

RingGo.co.uk

Copyright 2023 RingGo Ltd.
RingGo Ltd is registered under number 3151938.
Registered office: Ground Floor East Maplewood,
Chineham Business Park, Basingstoke, Hampshire,
United Kingdom, RG24 8YB.



© Ringgo 2023. All rights reserved.

